


# PERMANENT ADHESIVE MOUNT ANTENNA INSTALLATION GUIDE

1



Drill a .75" Diameter hole where the center of the antenna will be located on the vehicle.

2



Where the antenna will mount to the vehicle, clean the surface with the alcohol wipe to remove dust, dirt and oil.

3



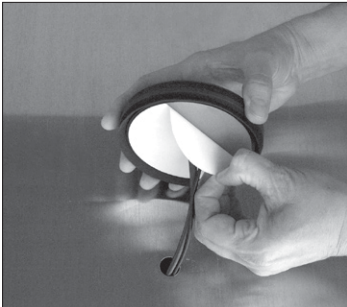
After the alcohol has evaporated, apply the adhesion promoter only to the surface where the antenna's adhesive pad will be applied.

4




While the adhesion promoter dries, pass antenna cables through the hole.

5



Remove the backing on the bottom of the antenna exposing the adhesive pad.

6



Position the antenna and stick it to the vehicle using firm hand pressure.